

Designers, Manufacturers and Suppliers of
Quality Height Safety & Rescue Equipment,
Training & Consultancy

Users Manual

English Version

P+P Rocker

Thank you for purchasing this **P+P Rocker**. Please take the time to familiarize yourself with the correct use and operation. It is imperative that this **P+P Rocker** is only used for its intended purpose and that it is subject to a periodic recorded detailed inspection by a competent person.

To avoid personal injury, prior to using this **P+P Rocker** or training others to use it, CAREFULLY READ and understand these instructions. If there is anything you do not understand DO NOT use the **P+P Rocker**, contact the supplier or **P+P** for further details. Certain information in this manual is governed by law and is subject to change without prior notice. Great care has been taken to ensure that the information is correct at the time of publication. However, it is the user's sole responsibility to ensure that they fully comply with all legal requirements. **P+P** will not accept liability for any inaccuracy or incorrectly stated legal requirements. **P+P** operate a policy of continual improvement and reserve the right to change specifications without notice. The Manufacturer and / or their recognised agents, directors, employees or insurers will not be held liable for consequential or other damages, losses or expenses in the connection with or by reason of or the inability to use the **P+P Rocker** for any other purpose.

Note; training should only be delivered by a suitably qualified and competent person, i.e. a **P+P** products trainer.

Description

The **P+P Rocker Rope Lock** is designed for:

1. **Technical Rope access personnel** who require a multi use back-up piece of equipment.
2. **Technical Rescue personnel** who require a multi use back-up piece of equipment.
3. **Fixed Rope Sports and Industrial Climbers.**

Functions

The **P+P Rocker** is a very adaptable device and can provide several different rope access functions, however in ALL CASES **P+P** recommend that users are trained in its proper use and practical/physical limitations. Equipment specifiers / users must ensure this device is used with compatible ropes and connectors. Failure to ensure compatibility may result in an unsafe condition or even connector/link failure.

- Flexible rope safety brake.
- Fixed rope safety brake.
- Position locked onto rope. (Fig 6)
- Belay brake.
- Tensioned Line brake. (Fig 5)
- Hauling system brake. (Fig 9)
- Work positioning.

Warning

All work at height including the use of Personal Protective Equipment (PPE) as a control measure is subject to a suitable and sufficient risk assessment.

Fitting

1. Connect **Rocker** to karabiner then to harness or belay/anchor attachment point.
2. Position the **Rocker** with swivel cheek (plate) towards you and main karabiner connection hole to your right hand side. (Fig 1)
3. Open plate to allow loading of rope. (Fig 2)
4. Load rope as diagram. (Fig 3)
5. Close plates and connect to karabiner. (Fig 4)
6. Check the **Rocker** is loaded onto the rope in the correct direction for locking (trial lock). (Fig 5)
7. Lock **Rocker** in position onto rope using parking cam. (Fig 6)
8. Recommended attachment strop is 10cm to 20cm. (Figs 7 and 8)

9. In rope access and / or rescue to offload or release: Lock activate cam and place karabiner in single hole. (See Fig 9). Check your working system is locked off and pull in direction of slack rope.

Modifications and Repairs

No repairs, modifications or alterations are to be carried out on this **P+P Rocker**.

Rescue Plan

Rescue Plan

As part of your risk assessment you MUST have in place a rescue plan to deal with any emergency, which may occur during use. Access to the user, directly or indirectly and their safe retrieval is of paramount importance, including preparations for dealing with potential Post Fall Suspension Syncope

Inspection

Check your **P+P Rocker** for any damage or malfunction prior to each and every use. If there is any doubt about the safe condition of this device, it should be immediately withdrawn from use and inspected by a competent person or returned to the supplier/manufacturer.

This manual contains a section for recording Detailed Inspections. On the back page of the manual is a space for the user to record the product name, serial number and date of manufacture.

Detailed Recorded Inspections should only be carried out by a competent person, appointed by the employer. Additional, recorded interim inspections may be required where risks from transient arduous working conditions exist. This should be identified through risk assessment.

These recorded inspections must be carried out at least every 12 months as a requirement of EN365; however in the UK the HSE would like all fall prevention PPE to have a Detailed Recorded Inspection every 6 months.

The pre-use check must include (but is not limited to)

- Visually inspect for corrosion, excessive wear, distortion or cracks.
- Check for correct operation ensuring there is no tendency for it to stick or jam.

If during the pre-use check the device is found to be or believed to be faulty DO NOT use it. Remove from site to ensure it cannot be used by anyone else.

WARNING:

All Friction brake devices create heat which can damage rope if a fall has taken place. Not only check the Rocker but also the rope if a fall has taken place.

Cleaning, Maintenance and Storage

Keep the product clean and dry. Remove excess moisture with a clean cloth then allow to dry naturally in a warm room away from direct heat.

You may clean this device using water. First rinse in clean cold water – if still soiled; wash in clean warm water using detergent if necessary. Thoroughly rinse in clean cold water and dry as described above.

Chemical Attack

Avoid contact with any chemical, which might affect the performance of this product, e.g these include all acids and strong caustic substances (vehicle battery acid, bleach etc)

If subject to chemical attack, you must remove it from service and check with the supplier or **P+P** for advice on the possible consequence of chemical degradation.

Storage

After any necessary cleaning, dry completely then store in a cool dry place, which will protect it from extreme humidity and direct heat.

Transportation

Care should be taken to protect the device against risks such as those detailed under Service Life. A simple effective way is to transport the device in a suitable bag or container which prevents abrasion.

Service Life

It is difficult to estimate this but as a guide **P+P** advise as follows:

Do not use more than ten years after date of manufacture or five years after first use, whichever is sooner. Service life will be affected by the use of inappropriate ancillary equipment, high loads or failure to store correctly.

About This Manual

This User Manual is for English speaking countries only. If you require this manual in a different language, please Contact **P+P**. When this item is sold on, this manual must accompany it and be supplied in the language of the destination country.

Product Details

The Product Code, Serial number and Date of Manufacture of the **P+P Rocker** should be entered on the back page of this manual for future reference and inspection purposes.

Warning

This **P+P Rocker** must be used by persons who are medically fit to do so. If you have any medical condition, are recovering from any medical condition or suffer from any physical or mental disability you must seek professional medical advice before using this **P+P Rocker**.

Statement of Obsolescence

Due to the ingress of dirt and grit, chemical contamination, edge and surface damage, ultraviolet light degradation, and wear and tear, Fall Protection Equipment manufactured from synthetic fibres (webbing and/or rope) is subject to a manufacturer's statement of obsolescence, which is a requirement of BS EN 365:2004 a European Product Standard.

Any item of Fall Protection Equipment manufactured by Pammenter & Petrie Limited with synthetic fibre components (webbing and/or rope) is subject to a maximum working life of 5 years from the recorded date of first use, provided that the item has been correctly stored, maintained and subjected to regular inspections by a trained and competent person. However, if the item fails any inspection it **MUST** be destroyed.

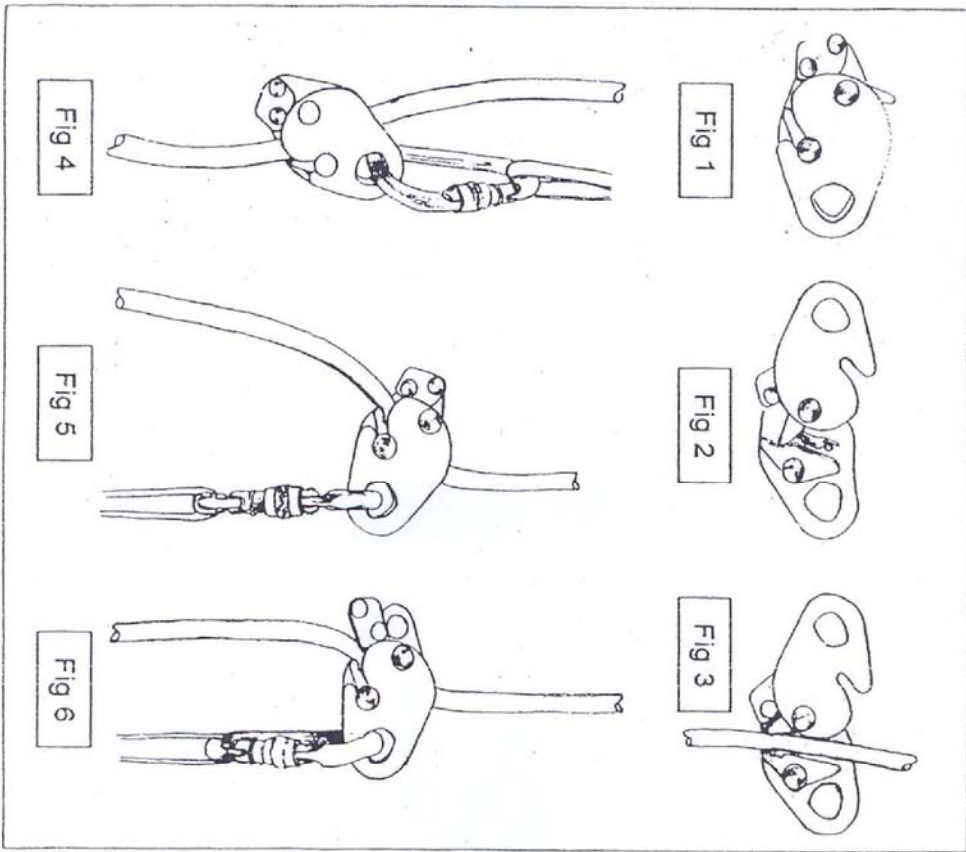
A new item of Fall Protection Equipment manufactured by Pammenter & Petrie Limited may be stored for a maximum of 2 years and will still give the potential 5 year working life - provided it remains in the original manufacturer's packaging. Once the product is taken from this original packaging for the first time, this date becomes the "date of first use", which should be recorded on the Inspection Record and the 5 year working life begins.

Reference should also be made to the British Standard BS 8473:2005 - "The code of practice selection, use and maintenance of personal fall protection systems and equipment for use in the workplace" - clause 13.2 Lifespan, which states:

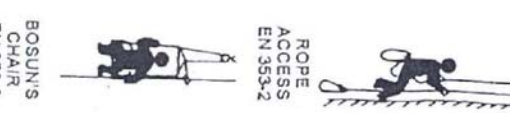
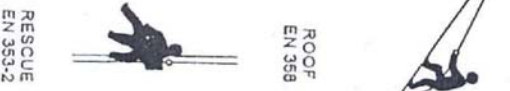
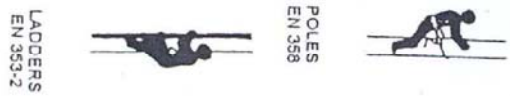
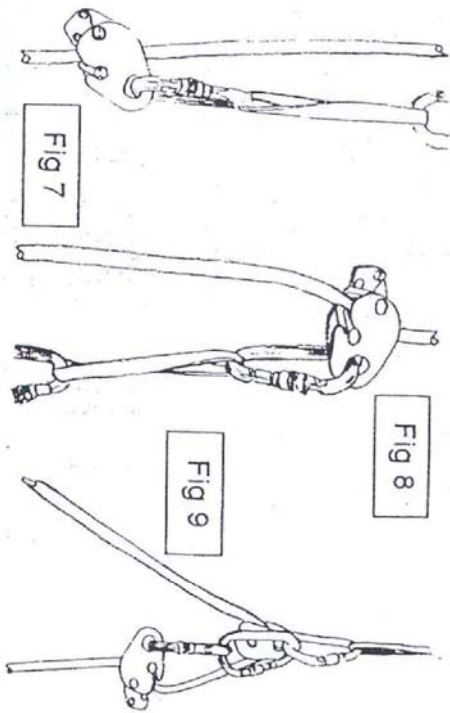
"Some equipment is given a life span or obsolescence date by the manufacturer. Equipment that has reached such a limit, which has not already been rejected for other reasons, should be withdrawn from service and not used again, unless or until confirmed by a competent person, in writing, that it is acceptable to do so."

It should be noted that inspections carried out by a trained and competent person are only visual and tactile observations of the condition of the product; they are not testing the residual strength of the equipment. All synthetic fibres deteriorate slowly with age regardless of use and as a result, Pammenter & Petrie Limited strongly advises all users of Fall Protection Equipment to follow the manufacturer's statement of obsolescence.

For further advice on this statement, as well as training in the use and inspection of Fall Protection Equipment, please contact Pammenter & Petrie Limited.



2



LADDERS
EN 353-2

RESCUE
EN 353-2

TOWERS
EN 353-2

BOSUN'S CHAIR
EN 353-2

3



Designers, Manufacturers and Suppliers of Quality Height Safety
& Rescue Equipment, Training & Consultancy

EC DECLARATION OF CONFORMITY

Notified Body Issuing EC Certification

SGS (UK) Ltd

Worle Parkway

Weston-Super-Mare

Somerset

BS22 6WA

UK

Identification Number 0120

Explanation of Product Marking

CE Marking: Meets the requirements of European Directive 89/686/EEC.

Conforms to EN353-2; 1992 and EN358; 1999. Meets requirements of EN353-2; 1992

Personal protective equipment for prevention of falls from height, - Guided type fall Arrestors and Work Positioning.
Personal protective equipment for work positioning and prevention of falls from height – belts for work positioning and restraint and work positioning lanyards.

PRODUCT NAME:.....

PRODUCT CODE:.....

SERIAL NUMBER:.....

DATE OF MANUFACTURE:.....

**P+P Limited, 131 New John Street,
Aston, Birmingham B6 4LD, England.**

Telephone: 0121 359 4561 Facsimile: 0121 359 4136

Email: info@pammerter.co.uk

Website: www.ppsafety.co.uk

This Manual and its contents © P+P Limited 2010

P+P Rocker Manual V 4.0710

All rights reserved. No part of this publication may be reproduced, stored in a retrieval system, or transmitted, in any form or by any means, electronic, mechanical, photocopying, recording or otherwise, without the prior permission of **P+P Limited**.

Pammerter & Petrie Limited, 131 New John Street, Aston, Birmingham B6 4LD, England.
Tel: +44 (0)121 359 4561 Facsimile: +44 (0)121 359 4136 e-mail: info@pammerter.co.uk website: www.ppsafety.co.uk

Registered in England No. 1493537

